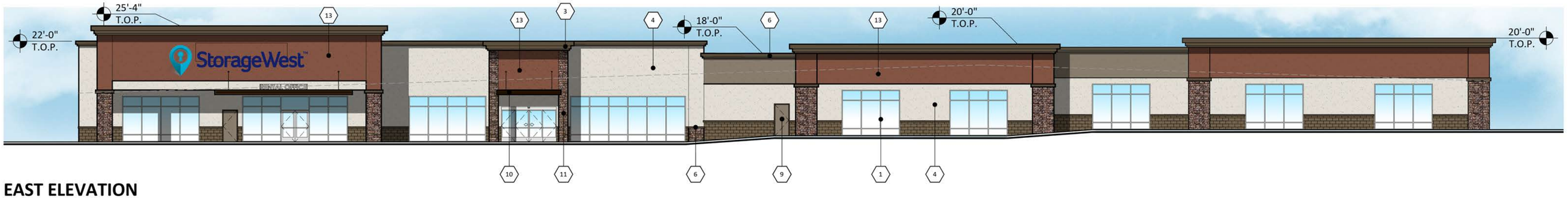

EAST ELEVATION

SCALE: 3/32" = 1'-0"

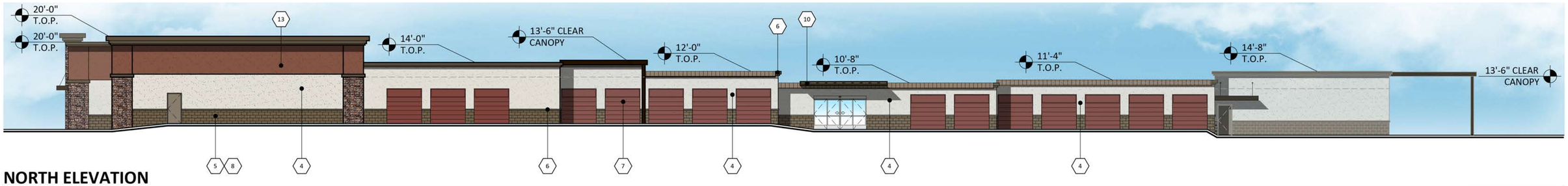

NORTH ELEVATION

SCALE: 3/32" = 1'-0"

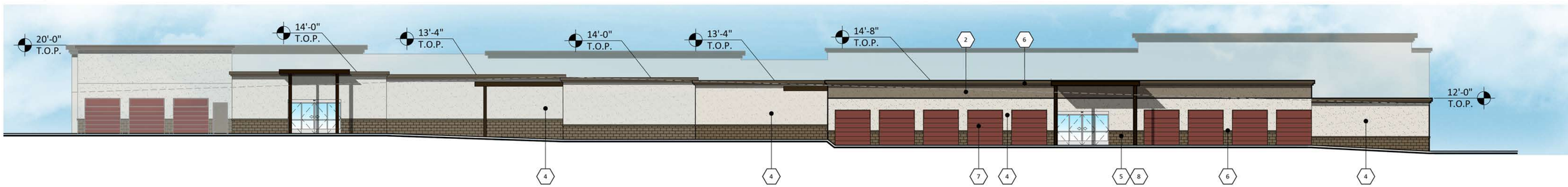

WEST ELEVATION

SCALE: 3/32" = 1'-0"

SOUTH ELEVATION

SCALE: 3/32" = 1'-0"

	MATERIALS
1	ANODIZED ALUMINUM STOREFRONT KAWNEER CLEAR
2	STUCCO FINE FINISH SHERWIN WILLIAMS SW7032 WARM STONE
3	AEP SPAN METAL NU-WAVE CORRUGATED COOL METALLIC CHAMPAGNE
4	STUCCO FINE FINISH SHERWIN WILLIAMS SW7035 AESTHETIC WHITE
5	SUPERLITE BLOCK SMOOTH FACE COCOA BROWN

	MATERIALS
6	PARAPET/TRIM SHERWIN WILLIAMS SW7034 STATUS BRONZE
7	JANUS INTERNATIONAL ROLL-UP DOOR CEDAR RED
8	CUSTOM BUILDING PRODUCTS GROUT SOLUTIONS #59 SADDLE BROWN
9	METAL DOOR PAINTED TO MATCH SHERWIN WILLIAMS SW7032 WARM STONE
10	MCBI METAL AWNING DARK BRONZE
11	CORONADO ROCKY MOUNTAIN LEDGE COPPER CANYON

	MATERIALS
12	STANDING SEAM METAL ROOF AEP SPAN COOL SIERRA TAN
13	STUCCO FINE FINISH DUNN EDWARDS DE6091 RED HOOK

PROPOSED SELF-STORAGE

SWC BROWN ROAD AND ELLSWORTH ROAD
MESA, ARIZONA
DATE: 04-17-2017 (PRELIMINARY)

REGISTERED ARCHITECT
CERTIFICATE NO.
No. 9452
ROBERT W. KUBICEK
Date Signed 4/14/17
ARIZONA, U.S.A.

EL-1

#16222.50

RKAA ARCHITECTS, INC



EAST ELEVATION

SCALE: 1/16" = 1'-0"

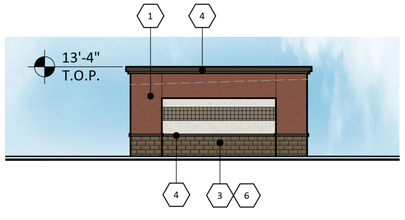

NORTH ELEVATION

SCALE: 3/32" = 1'-0"

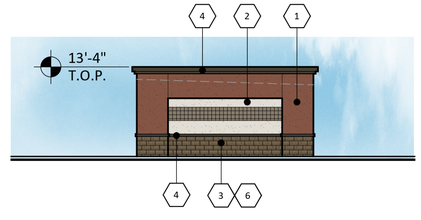

SOUTH ELEVATION

SCALE: 3/32" = 1'-0"

MATERIALS	
1	STUCCO FINE FINISH DUNN EDWARDS DE6091 RED HOOK
2	STUCCO FINE FINISH SHERWIN WILLIAMS SW7035 AESTHETIC WHITE
3	SUPERLITE BLOCK SMOOTH FACE COCOA BROWN
4	PARAPET/TRIM SHERWIN WILLIAMS SW7034 STATUS BRONZE
5	JANUS INTERNATIONAL ROLL-UP DOOR CEDAR RED
6	CUSTOM BUILDING PRODUCTS GROUT SOLUTIONS #59 SADDLE BROWN
7	STANDING SEAM METAL ROOF AEP SPAN COOL SIERRA TAN
8	SUPERLITE 8X8X16 VERTICAL SCORED BLOCK PAINTED SHERWIN WILLIAMS SW7032 WARM STONE



WEST ELEVATION

SCALE: 1/16" = 1'-0"

PROPOSED SELF-STORAGE

SWC BROWN ROAD AND ELLSWORTH ROAD
MESA, ARIZONA
DATE: 04-17-2017 (PRELIMINARY)

EL-2

#16222.50

RKAA ARCHITECTS, INC

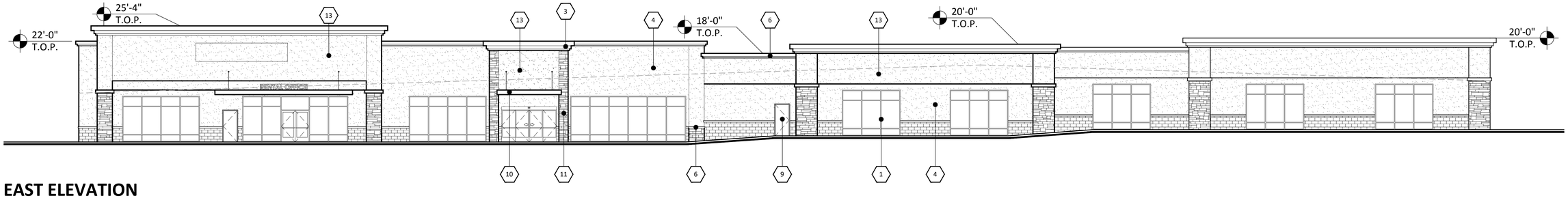

EAST ELEVATION

SCALE: 3/32" = 1'-0"

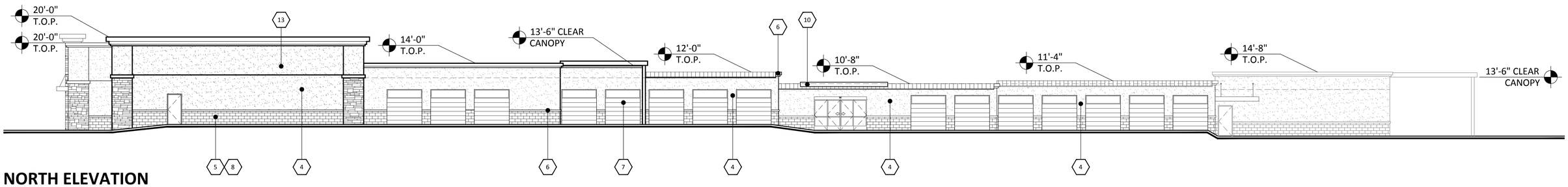

NORTH ELEVATION

SCALE: 3/32" = 1'-0"

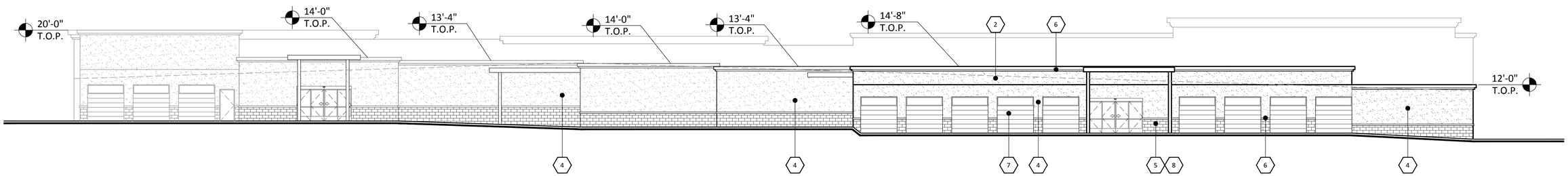

WEST ELEVATION

SCALE: 3/32" = 1'-0"

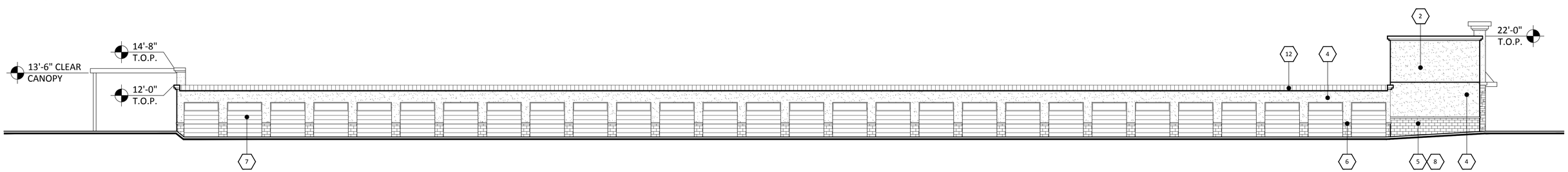

SOUTH ELEVATION

SCALE: 3/32" = 1'-0"

MATERIALS	
1	ANODIZED ALUMINUM STOREFRONT KAWNEER CLEAR
2	STUCCO FINE FINISH SHERWIN WILLIAMS SW7032 WARM STONE
3	AEP SPAN METAL NU-WAVE CORRUGATED COOL METALLIC CHAMPAGNE
4	STUCCO FINE FINISH SHERWIN WILLIAMS SW7035 AESTHETIC WHITE
5	SUPERLITE BLOCK SMOOTH FACE COCOA BROWN

MATERIALS	
6	PARAPET/TRIM SHERWIN WILLIAMS SW7034 STATUS BRONZE
7	JANUS INTERNATIONAL ROLL-UP DOOR CEDAR RED
8	CUSTOM BUILDING PRODUCTS GROUT SOLUTIONS #59 SADDLE BROWN
9	METAL DOOR PAINTED TO MATCH SHERWIN WILLIAMS SW7032 WARM STONE
10	MCBI METAL AWNING DARK BRONZE
11	CORONADO ROCKY MOUNTAIN LEDGE COPPER CANYON

MATERIALS	
12	STANDING SEAM METAL ROOF AEP SPAN COOL SIERRA TAN
13	STUCCO FINE FINISH DUNN EDWARDS DE6091 RED HOOK

PROPOSED SELF-STORAGE

SWC BROWN ROAD AND ELLSWORTH ROAD
MESA, ARIZONA
DATE: 04-17-2017 (PRELIMINARY)

REGISTERED ARCHITECT
CERTIFICATE NO.
No. 9452
ROBERT W. KUBICEK
Date Signed 4/14/17
ARIZONA, U.S.A.
exp. 12/31/18

EL-1

#16222.50

RKAA ARCHITECTS, INC

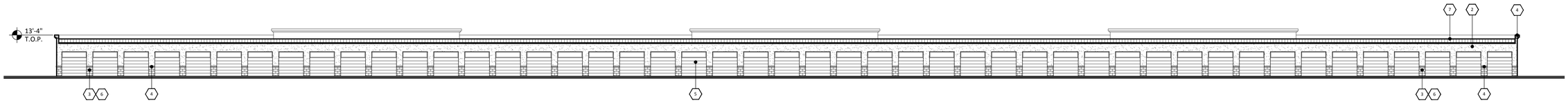

EAST ELEVATION

SCALE: 1/16" = 1'-0"

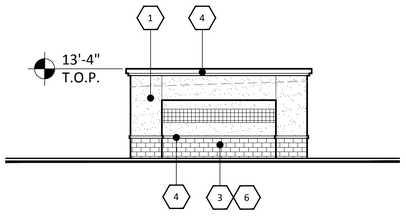

NORTH ELEVATION

SCALE: 3/32" = 1'-0"

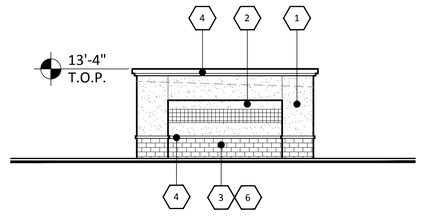

SOUTH ELEVATION

SCALE: 3/32" = 1'-0"

MATERIALS	
1	STUCCO FINE FINISH DUNN EDWARDS DE6091 RED HOOK
2	STUCCO FINE FINISH SHERWIN WILLIAMS SW7035 AESTHETIC WHITE
3	SUPERLITE BLOCK SMOOTH FACE COCOA BROWN
4	PARAPET/TRIM SHERWIN WILLIAMS SW7034 STATUS BRONZE
5	JANUS INTERNATIONAL ROLL-UP DOOR CEDAR RED
6	CUSTOM BUILDING PRODUCTS GROUT SOLUTIONS #59 SADDLE BROWN
7	STANDING SEAM METAL ROOF AEP SPAN COOL SIERRA TAN
8	SUPERLITE 8X8X16 VERTICAL SCORED BLOCK PAINTED SHERWIN WILLIAMS SW7032 WARM STONE

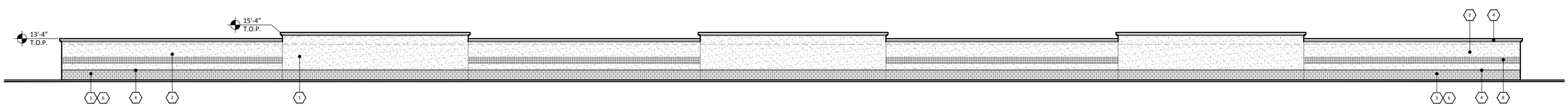

WEST ELEVATION

SCALE: 1/16" = 1'-0"

PROPOSED SELF-STORAGE

SWC BROWN ROAD AND ELLSWORTH ROAD
MESA, ARIZONA
DATE: 04-17-2017 (PRELIMINARY)

REGISTERED ARCHITECT
CERTIFICATE NO.
No. 9452
ROBERT W. KUBICEK
Date Signed 4/14/17
ARIZONA, U.S.A.
Exp. 12/31/18

EL-2

#16222.50

RKAA ARCHITECTS, INC



FLOOR UNIT MIX		
G.S.F = 66,983 S.F.		
L.S.F. = 53,950 S.F.		
80%		
CLIMATE CONTROLLED UNIT MIX SUMMARY		
UNIT SIZE	TOTAL	AREA
5x5	38	950
5x10	71	3550
10x5	39	1950
10x10	129	12900
10x15	85	12750
10x20	37	7400
10x25	2	500
NON-CLIMATE CONTROLLED UNIT MIX SUMMARY		
10x20	3	600
10x25	45	11250
10x30	7	2100
TOTAL	456	53950

TOTAL BUILDING AREA		
G.S.F = 66,983 S.F.		
L.S.F. = 53,950 S.F.		
80%		
AVERAGE UNIT 118 S.F.		
UNIT MIX SUMMARY		
TOTAL	456	53,950 S.F.

FLOOR PLAN

SCALE: 1/16" = 1'-0"

NORTH

PROPOSED SELF-STORAGE

SWC BROWN ROAD AND ELLSWORTH ROAD
MESA, ARIZONA
DATE: 03-01-2017 (PRELIMINARY)

REGISTERED ARCHITECT
CERTIFICATE NO.
No. 9452
ROBERT W. KUBICEK
Date Signed 3/1/17
ARIZONA, U.S.A.
Exp. 6/30/18

FP-1

#16222.50

RKAA ARCHITECTS, INC

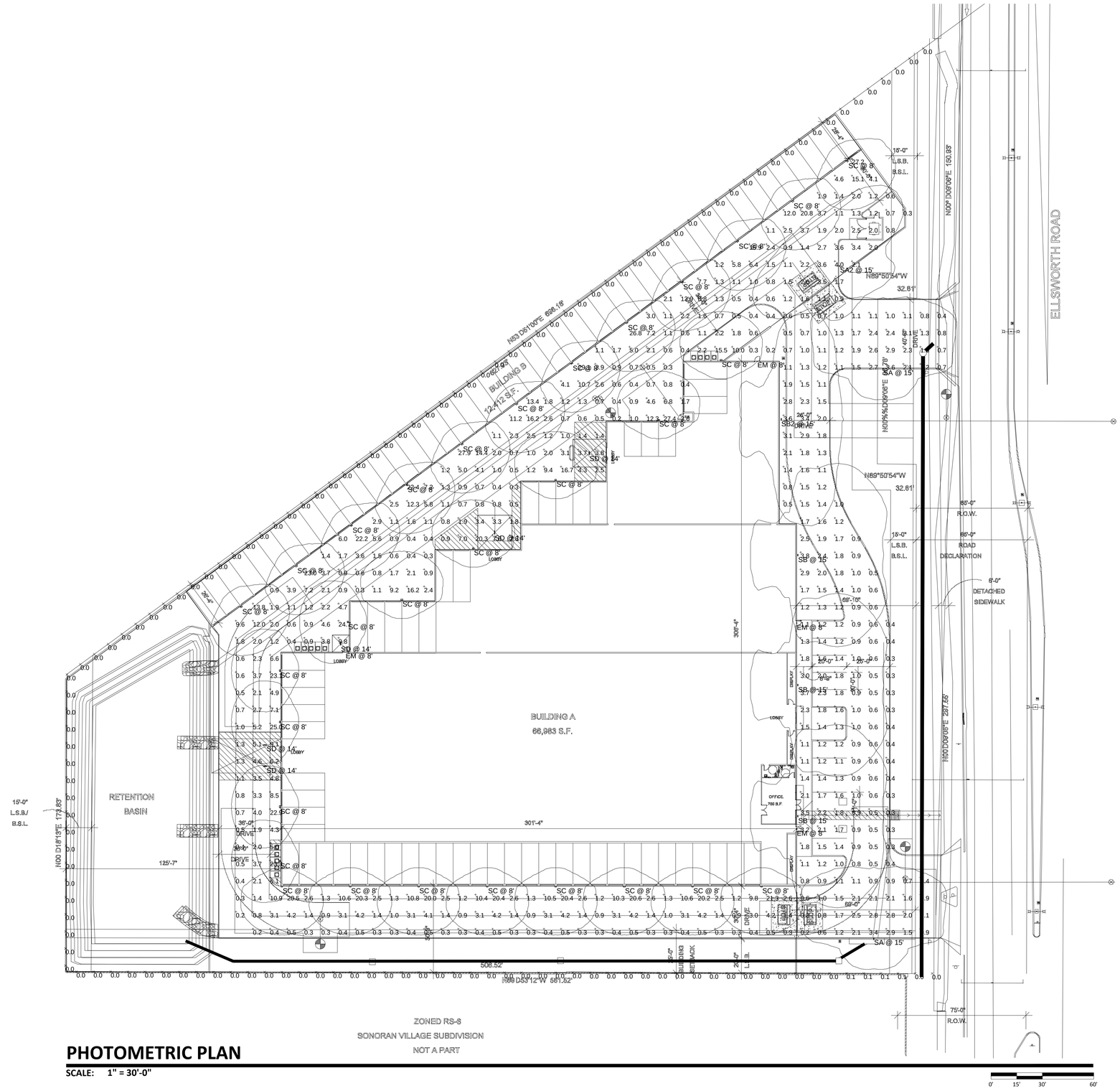

PHOTOMETRIC PLAN

SCALE: 1" = 30'-0"

Schedule

Symbol	Label	Quantity	Manufacturer	Catalog Number	Description	Lamp	Number Lamps	Lumens Per Lamp	Light Loss Factor	Wattage
	EM	4	Lithonia Lighting	AFN PREM WL	DIE-CAST ARCHITECTURAL EMERGENCY LIGHT WITH CAST ALUMINUM HOUSING, TWO LAMPS, MOUNTED @ 8'	TWO 6-WATT FROSTED T3-1/4 WEDGE BASE XENON	2	104	0	12
	SA	2	Lithonia Lighting	DSX0 LED 20C 1000 30K TFTM MVOLT HS / SSS 12.5' POLE 2.5' BASE	DSX0 LED with 20 LEDs @1000 mA , 3000K, MOUNTED @ 15'	LED	1	5778	0.91	72
	SA2	1	Lithonia Lighting	DSX0 LED 20C 1000 30K T2M MVOLT / SSS 12.5' POLE 2.5' BASE	DSX0 LED with 20 LEDs @1000 mA , 3000K, MOUNTED @ 15'	LED	1	7138	0.91	72
	SB	3	Lithonia Lighting	DSXW1 LED 20C 1000 30K T4M MVOLT	DSXW1 LED WITH (2) 10 LED LIGHT ENGINES, WALL MOUNTED @ 15'	LED	1	6909	0.91	73.2
	SB2	1	Lithonia Lighting	DSXW1 LED 20C 1000 30K T2M MVOLT	DSXW1 LED WITH (3) 10 LED LIGHT ENGINES, WALL MOUNTED @ 15'	LED	1	6865	0.91	73.2
	SC	30	Lithonia Lighting	WST LED P3 30K VF MVOLT	WST LED, Performance package 3, 3000 K, visual comfort forward throw, MVOLT WALL MOUNTED @ 8'	LED	1	6165	0.91	50
	SD	5	Lithonia Lighting	DMW2 L24 3000LM WD AFL MVOLT 30K 80CRI	DMW2 L24 3000LM WD AFL MVOLT GZ1 30K 80CRI (GLEDS) / LED CANOPY FIXTURE MOUNTED @ 14'	LED	1	3023	0.91	27.85

Power Statistics

Description	# Luminaires	Total Watts	Area	Density
Power Density	46	2196.1 W	126646.5 ft²	0.0 W/ft²

Statistics

Description	Symbol	Avg	Max	Min	Max/Min	Avg/Min
FC AFG	+	3.1 fc	29.1 fc	0.2 fc	145.5:1	15.5:1
PL FC	×	0.0 fc	0.1 fc	0.0 fc	N/A	N/A

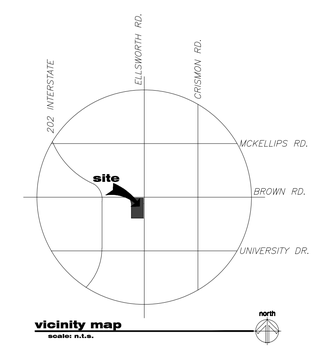

PROPOSED SELF-STORAGE

SWC BROWN ROAD AND ELLSWORTH ROAD
MESA, ARIZONA
DATE: 04-14-2017 (PRELIMINARY)

REGISTERED ARCHITECT
CERTIFICATE NO. No. 9452
ROBERT W. KUBICEK
ARIZONA U.S.A.

PM-1

#16222.50

RKAA ARCHITECTS, INC

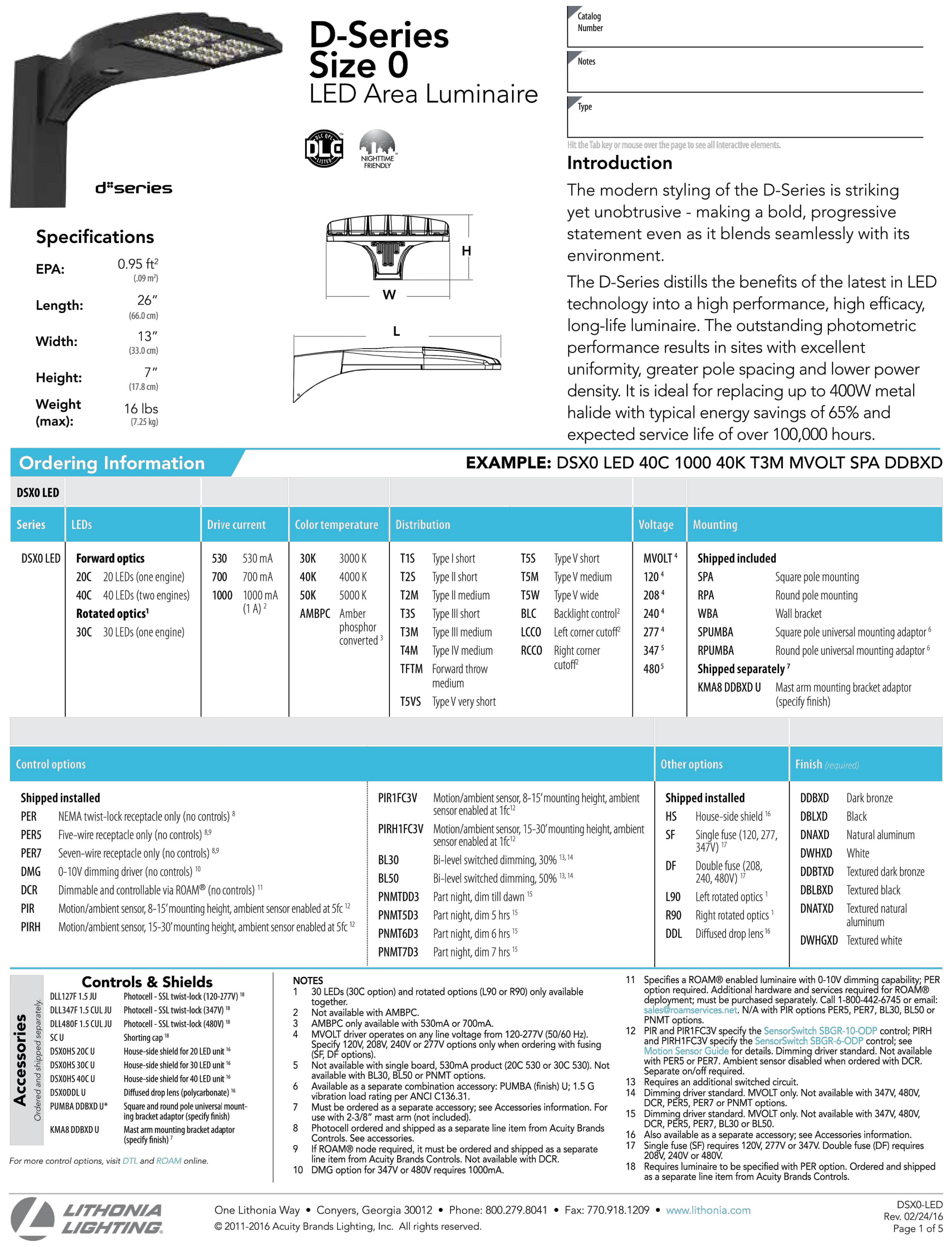

D-Series Size 0
LED Area Luminaire

Catalog Number

Notes

Type

Hit the Tab key or mouse over the page to see all interactive elements.

Specifications

EPA:	0.95 ft² (.09 m²)
Length:	26" (66.0 cm)
Width:	13" (33.0 cm)
Height:	7" (17.8 cm)
Weight (max):	16 lbs (7.25 kg)

Introduction

The modern styling of the D-Series is striking yet unobtrusive - making a bold, progressive statement even as it blends seamlessly with its environment.

The D-Series distills the benefits of the latest in LED technology into a high performance, high efficacy, long-life luminaire. The outstanding photometric performance results in sites with excellent uniformity, greater pole spacing and lower power density. It is ideal for replacing up to 400W metal halide with typical energy savings of 65% and expected service life of over 100,000 hours.

Ordering Information

EXAMPLE: DSX0 LED 40C 1000 40K T3M MVOLT SPA DDBXD

LITHONIA LIGHTING

One Lithonia Way • Conyers, Georgia 30012 • Phone: 800.279.8041 • Fax: 770.918.1209 • www.lithonia.com
© 2011-2016 Acuity Brands Lighting, Inc. All rights reserved.

DSX0-LED
Rev. 02/24/16
Page 1 of 5

Drilling

Photometric Diagrams

Performance Data

Lumen Ambient Temperature (LAT) Multipliers

Electrical Load

Projected LED Lumen Maintenance

LITHONIA LIGHTING

One Lithonia Way • Conyers, Georgia 30012 • Phone: 800.279.8041 • Fax: 770.918.1209 • www.lithonia.com
© 2011-2016 Acuity Brands Lighting, Inc. All rights reserved.

DSX0-LED
Rev. 02/24/16
Page 2 of 5

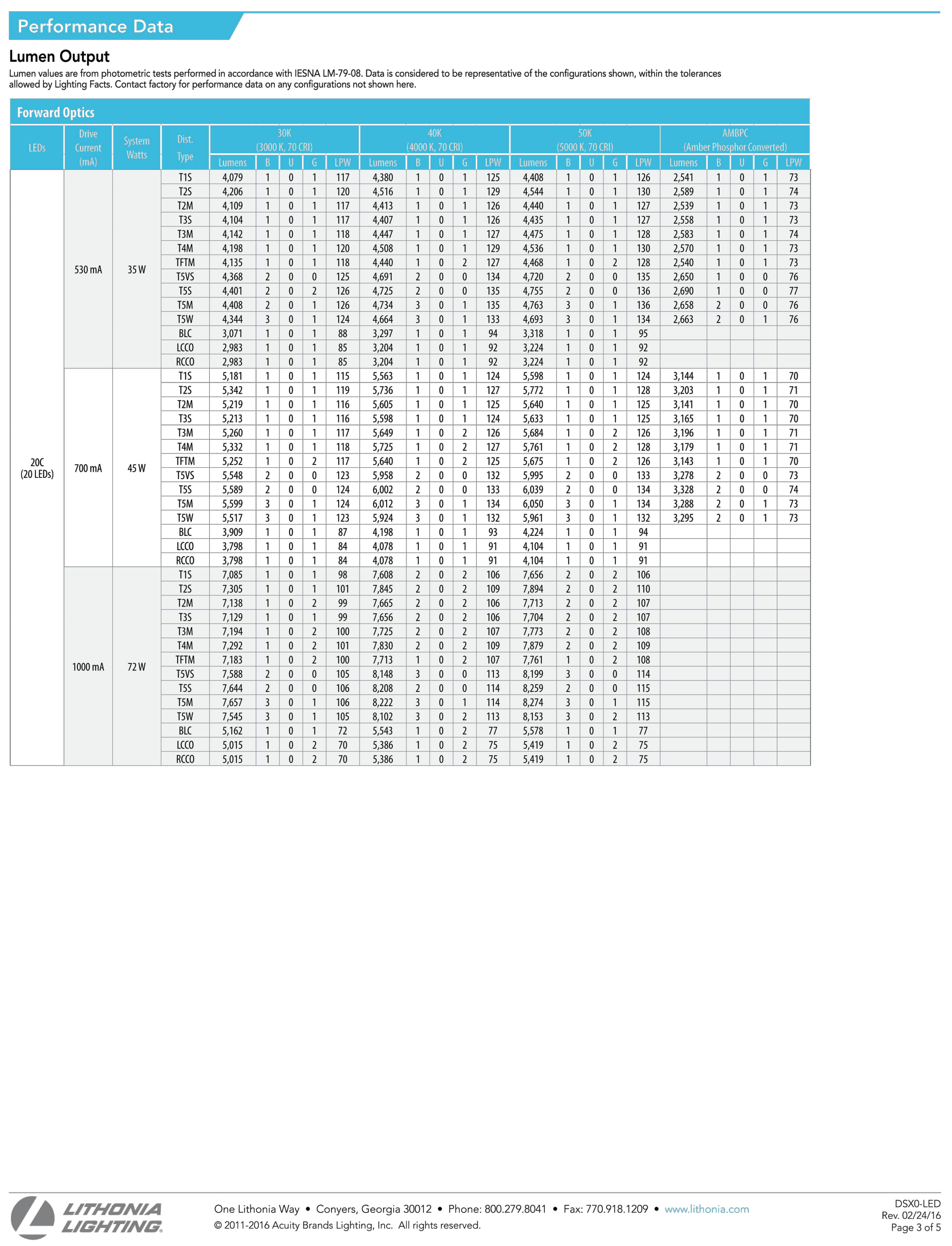

Performance Data

Lumen Output

Forward Optics

DSX0-LED
Rev. 02/24/16
Page 3 of 5

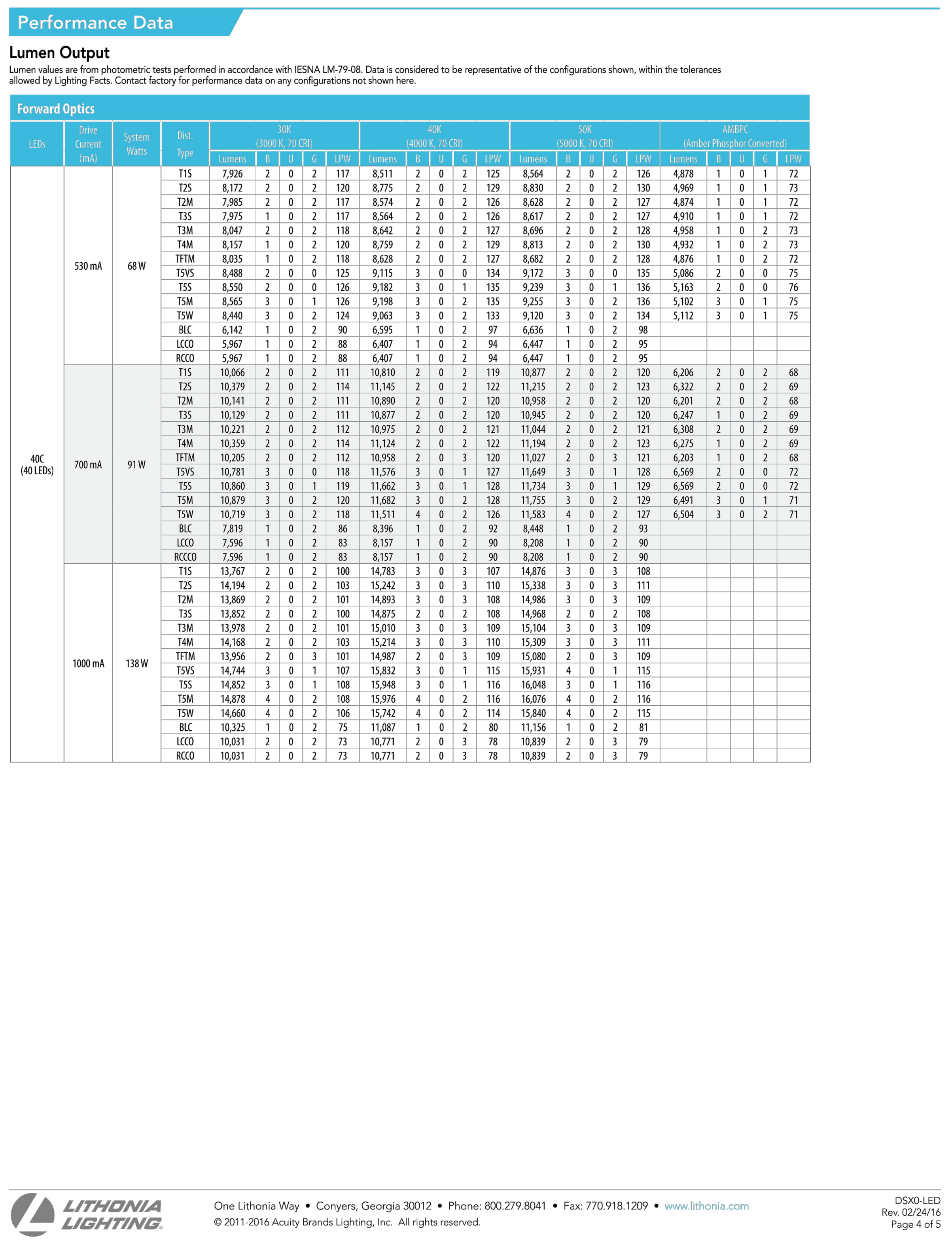

Performance Data

Lumen Output

Forward Optics

DSX0-LED
Rev. 02/24/16
Page 4 of 5

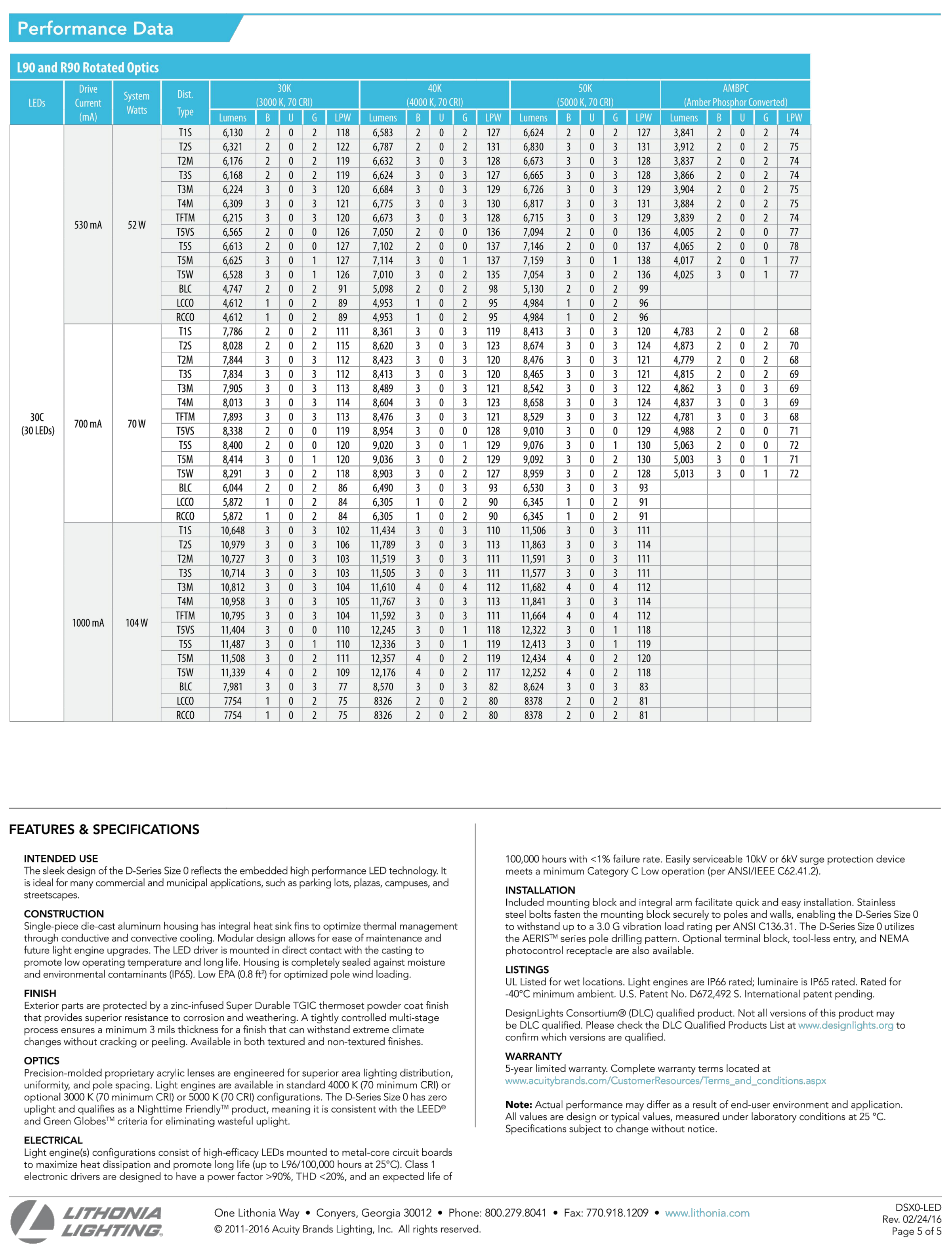

Performance Data

L90 and R90 Rotated Optics

FEATURES & SPECIFICATIONS

DSX0-LED
Rev. 02/24/16
Page 5 of 5

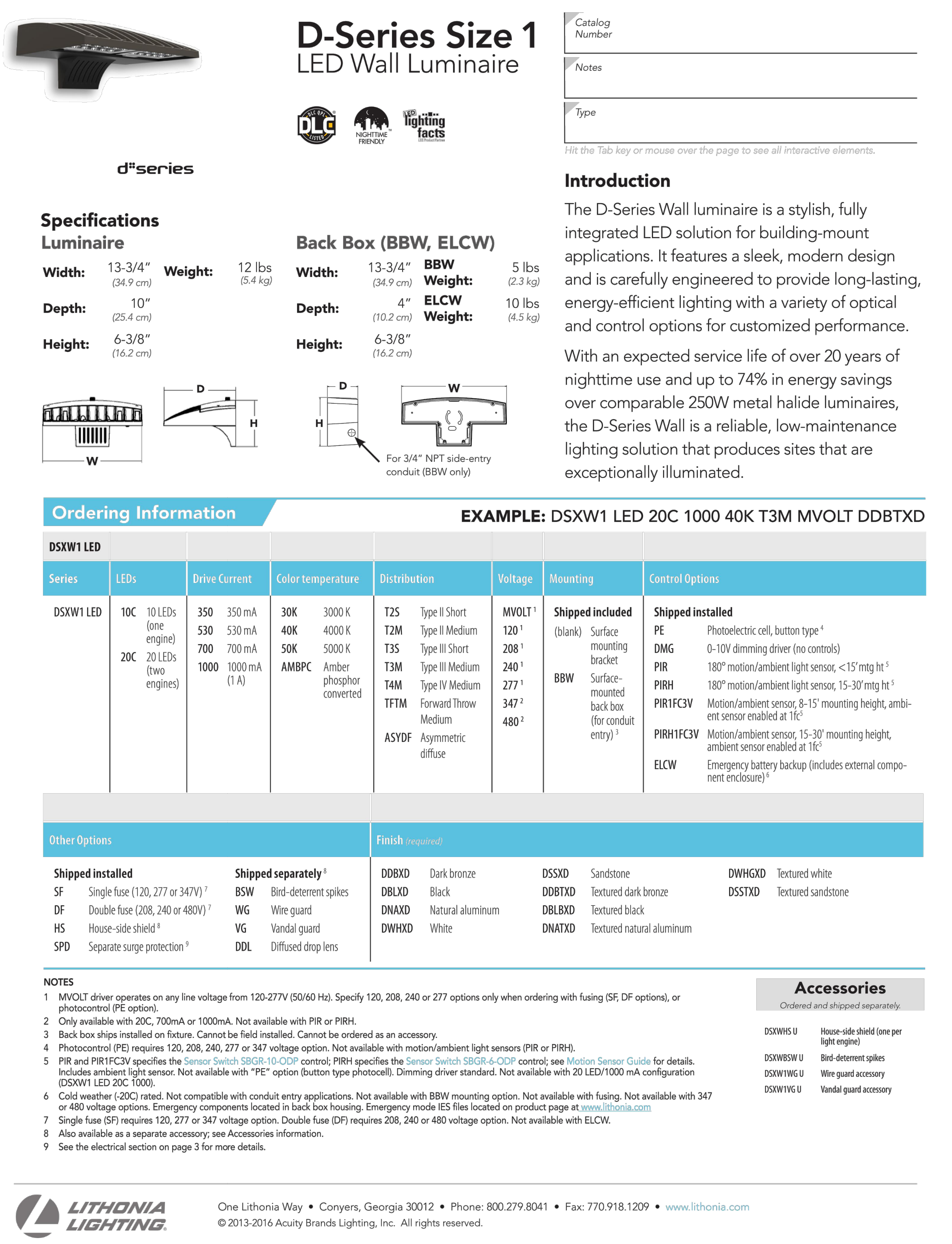

D-Series Size 1
LED Wall Luminaire

Catalog Number

Notes

Type

Hit the Tab key or mouse over the page to see all interactive elements.

Specifications

Luminaire

Width:	13-3/4" (34.9 cm)	Weight:	12 lbs (5.4 kg)
Depth:	10" (25.4 cm)		
Height:	6-3/8" (16.2 cm)		

Back Box (BBW, ELCW)

Width:	13-3/4" (34.9 cm)	BBW Weight:	5 lbs (2.3 kg)
Depth:	4" (10.2 cm)	ELCW Weight:	10 lbs (4.5 kg)
Height:	6-3/8" (16.2 cm)		

For 3/4" NPT side-entry conduit (BBW only)

Introduction

The D-Series Wall luminaire is a stylish, fully integrated LED solution for building-mount applications. It features a sleek, modern design and is carefully engineered to provide long-lasting, energy-efficient lighting with a variety of optical and control options for customized performance.

With an expected service life of over 20 years of nighttime use and up to 74% in energy savings over comparable 250W metal halide luminaires, the D-Series Wall is a reliable, low-maintenance lighting solution that produces sites that are exceptionally illuminated.

Ordering Information

EXAMPLE: DSXW1 LED 20C 1000 40K T3M MVOLT DDBTXD

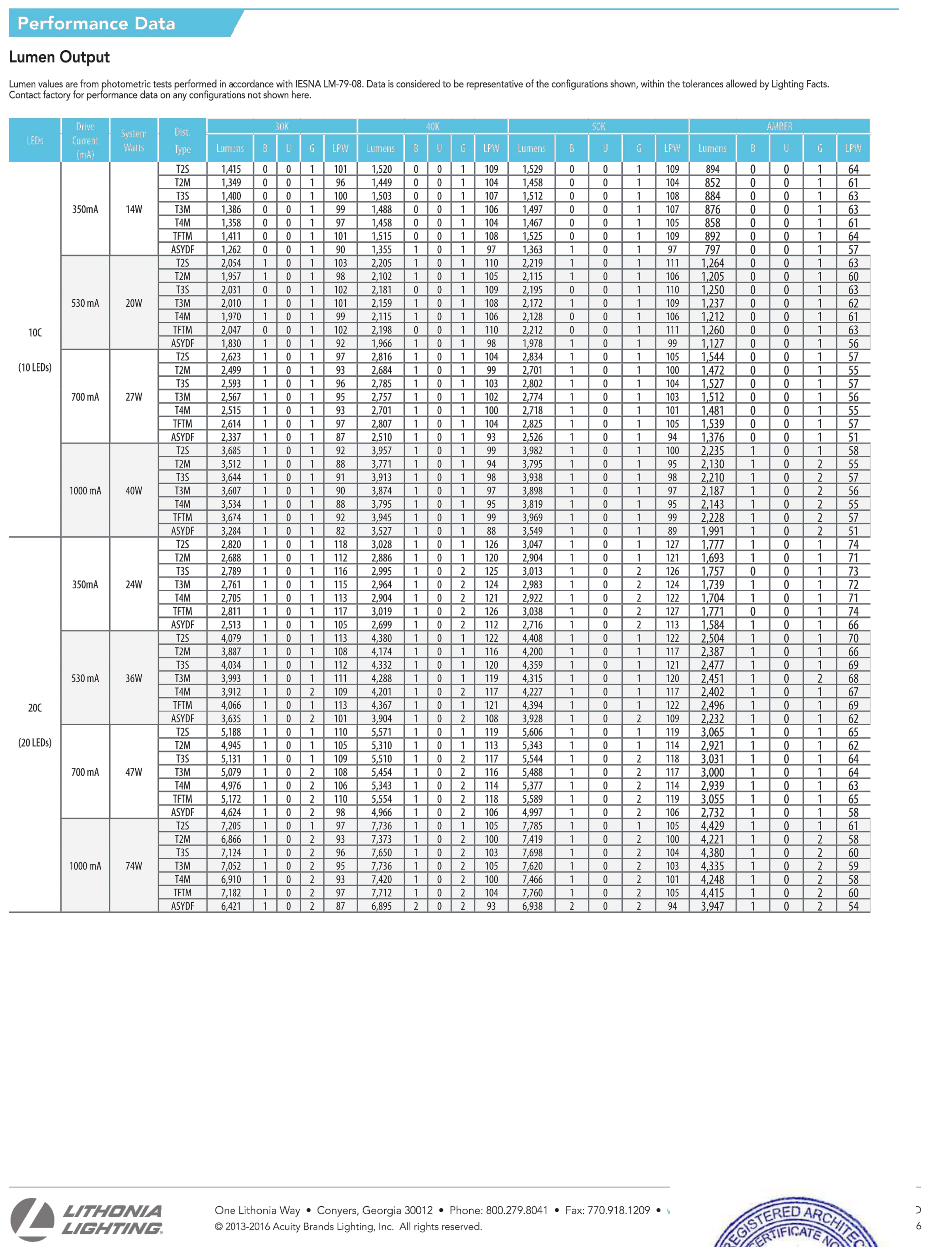

Performance Data

Lumen Output

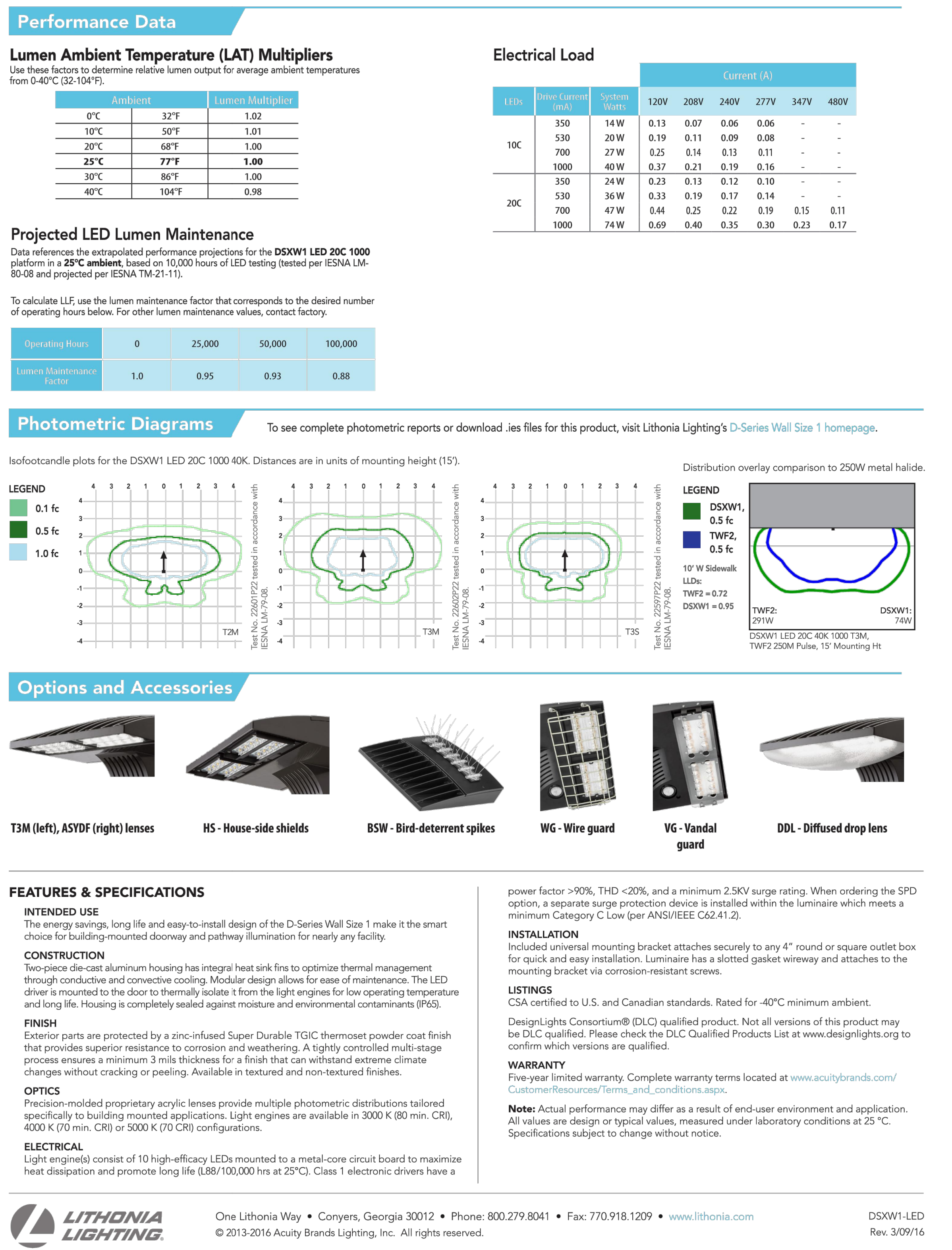

Performance Data

Lumen Ambient Temperature (LAT) Multipliers

Electrical Load

Projected LED Lumen Maintenance

Photometric Diagrams

Options and Accessories

T3M (left), ASYDF (right) lenses

HS - House-side shields

BSW - Bird-deterrent spikes

WG - Wire guard

VG - Vandal guard

DDL - Diffused drop lens

FEATURES & SPECIFICATIONS

Five-year limited warranty. Complete warranty terms located at www.acuitybrands.com/CustomerResources/Terms_and_conditions.aspx.

Note: Actual performance may differ as a result of end-user environment and application. All values are design or typical values, measured under laboratory conditions at 25 °C. Specifications subject to change without notice.

LITHONIA LIGHTING

One Lithonia Way • Conyers, Georgia 30012 • Phone: 800.279.8041 • Fax: 770.918.1209 • www.lithonia.com
© 2013-2016 Acuity Brands Lighting, Inc. All rights reserved.

DSXW1-LED
Rev. 3/09/16

PROPOSED SELF-STORAGE

SWC BROWN ROAD AND ELLSWORTH ROAD
MESA, ARIZONA
DATE: 03-01-2017 (PRELIMINARY)

No. 9452
ROBERT W. KUBICEK
Date Signed 3/1/17

Exp. 6/30/18

PM-2

#16222.50

RKAA
ARCHITECTS, INC

LITHONIA LIGHTING®

Catalog Number	
Notes	
Type	

FEATURES & SPECIFICATIONS

INTENDED USE — Ideal for use in applications where smart, energy-efficient fixtures are desired. Typical applications include transit, parking garage, awnings, cold storage, food processing, docks, schools, hospitals, carwashes, natatoriums and exterior environments where moisture or dust is a concern. **Certain airborne contaminants can diminish integrity of acrylic. Click here for Acrylic Environmental Compatibility table for suitable uses.**

CONSTRUCTION — One-piece 5VA rated fiberglass housing with integral perimeter channel utilizes continuous poured-in-place NEMA 4X gasket. Simple two-piece design consists of housing and optical assembly to streamline installation process. Polymeric latches positively attach to housing and keep from becoming a hindrance during install.

OPTICS — Injection-molded, acrylic lens (.080" thick), provides high impact-resistance comparable to 100% DR. F1 rated for outdoor use, lenses resist breaking, yellowing or becoming brittle over time. UV stabilized polycarbonate diffuser available (.080" thick) in clear or frosted for additional impact strength. Polycarbonate lens is recommended for lower mounting heights where vandal protection is desired.

ELECTRICAL — Tool- less one piece optical assembly combines LEDs and lens into one component. Optical assembly easily connects to housing with plug and play harness, eliminating time consuming wiring connections. LED drivers consumes 40 input watts maximum and offers 1% dimming standard.

Integral surge protection tested in accordance with IEEE/ANSI C62.41.2 to industrial standards 6kV/3kA.

L85 at 60,000 hours.

INSTALLATION — Two-piece design makes installations faster than ever by simplifying wiring connections. Power connection is easily accommodated through pre-drilled holes at each end, optional wet location fittings available for maximum flexibility.

Stainless steel (#316) surface spring-mounting brackets with bail wires standard (2 included) allow for ceiling, wall or suspended mount.

Swivel stem(provided by others) when pendant mounting. Factory installed junction box option accommodates up to 4X4 sized boxes and includes integrated gasket to maintain wet location listings.

Quick Mount Bracket (QMB) ships installed on fixture and is recommended for fastest surface mount installs, ideal for end to end installations or larger jobs.

LISTINGS — CSA Certified to UL and C-UL standards for ambient temperatures ranging from -40°F (-40°C) to 104°F (40°C) (see Operational Data chart for actual temperature rating per lumen package). F1 rating makes luminaire suitable for wet locations without covered ceilings. IP ratings: IP65 and IP66 rated. 1500 PSI hose-down.

NSF listed for Splash Zone II.

DesignLights Consortium® (DLC) qualified product. Not all versions of this product may be DLC qualified. Please check the DLC Qualified Products List at www.designlights.org/QPL to confirm which versions are qualified.

WARRANTY — 5-year limited warranty. Complete warranty terms located at www.acuitybrands.com/CustomerResources/Terms_and_conditions.aspx

Ambient temperatures that exceed 104°F (40°C) will result in reduced life and will void warranty.

Actual performance may differ as a result of end-user environment and application.

All values are design or typical values, measured under laboratory conditions at 25 °C.

Note: Specifications subject to change without notice.

LED Enclosed and Gasketed

DMW2

DIMENSIONS

All dimensions are shown in inches (centimeters) unless otherwise noted.

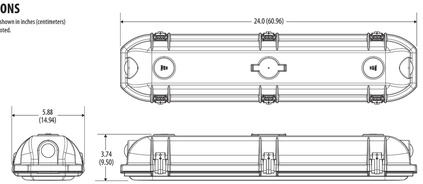

PHOTOMETRICS

Please see www.lithonia.com.

ORDERING INFORMATION Lead times will vary depending on options selected. Consult with your sales representative. **Example:** DMW2 L24 4000LM MD PCL MVOLT GZ1 40K 80CRI

Series	Length	Nominal lumens	Diffuser	Distribution	Voltage	Driver	Color temperature	Color rendering index
DMW2 LED wet location	L24 24"	2000LM 2,000 lumens 3000LM 3,000 lumens 4000LM 4,000 lumens	ACL Acrylic AFL Frosted acrylic PCL Polycarbonate PFL Frosted Polycarbonate	MD Medium distribution WD Wide distribution	MVOLT 120-277V 120 120V 208 208V 240 240V 277 277V 347 347V[1] 480 480V[1]	GZ1 1% dimming	30K 3000 K 35K 3500 K 40K 4000 K 50K 5000 K	80CRI 80 CRI 90CRI 90 CRI

Options

SF	Single fusing[2,3]	CS88	6' Brad Harrison 16/3 cord and straight blade plug set[2,7]	MS10XAWL10M DSCXAWL	Xpoint wireless integral motion sensor, On/Off operation for motion sensing, override Off due to daylight[2,10]
DF	Double fusing[2,4]	CS88L12	12' Brad Harrison 16/3 cord and straight blade plug set[2,7]	MS10NWL	Low mount 360 integral motion sensor, wet location, On/Off operation[2,10]
PS1050	Emergency LED battery pack for 0°C and up (1400 lumens)[2,5]	CS88R	Brad Harrison receptacle for use with CS88 cord set[7]	MS102L3VWL	Low mount 360 integral motion sensor, wet location, High/Low operation (3 level)[2,10]
PMP4X	Pendant monopoint with NEMA 4X fitting[6,7]	NOM	Nom certified	MS10NWL DSCNWL	low mount 360 integral motion sensor, wet location , On/Off operation for motion sensing, override Off due to daylight[2,10]
WLFEND	Wet location fitting (one fitting out end)[7,8]	TPS	TorxT10 tamper-resistant screws	XAD	XPoint wireless relay[2,11,9]
WLFEND2	Wet location fitting (fittings out both ends)[7,8]	STSL	Stainless steel latches		
WLFEND4X	Wet location fitting maintains NEMA4x rating(one fitting out end)[7,8]				
WLFEND24X	Wet location fitting maintains NEMA4X rating(fittings out both ends)[7,8]				
JSB	Junction box snap-bracket[7,9]				
QMB	Quick-mount ceiling bracket				
CS89	6' white cord, 16/3, no plug, wet location[7]				
CS89L12	12' white cord, 16/3, no plug, wet location[7]				

Accessories: *Order as separate catalog number.*

RK1 T10BIT W/PIN U	Hex-base driver bit, Torx TX10, for tamper-resistant screws with center reject pin
RK1 T10DRV U	Torx TX10 screwdriver for use with tamper-resistant screws with center reject pin
DMW2WLF	Wet location fitting
DMW2QMB	Quick-mount ceiling bracket

Notes

1. Utilizes a step down transformer.
2. Must specify voltage.
3. 120 or 277V.
4. 208,240,347, or 480V.
5. 120,208,240, or 277V. Not available with cord, XAD, JSB, or PMP4X options. Maximum ambient temperature 25 °C.
6. Factory installed only. Not field installable.
7. Not available with PS1050.
8. Not available with conduits or sensors.
9. Not intended for wall mounting. Voids IP65 rating and NSF listing.
10. Not available with XAD. Maximum ambient temperature 35°C.
11. Minimum ambient temperature -20°C.

OPERATIONAL DATA

DMW2, 80CRI Medium	Wattage	Ambient Temperature	Color Temp	Nominal Lumens Frosted Acrylic, 80CRI	Nominal Lumens Clear Acrylic, 80CRI	Comparable Light Source
2000LM	18	-20°C to 40°C	30K	2419	2419	1-32T8 lamp
			35K	2481	2556	
			40K	2536	2612	
			50K	2661	2740	
3000LM	27	-20°C to 40°C	30K	3483	3587	2-32T8 lamps
			35K	2572	3680	
			40K	3651	3761	
			50K	3831	3946	
4000LM	40	-40°C to 40°C	30K	4631	4770	3-32T8 Lamps, 2-5475HO lamps
			35K	4751	4893	
			40K	4855	5001	
			50K	5094	5247	

OPTIONS AND ACCESSORIES

The DMW2 Series fixture offers numerous options for almost every electrical and optical component, including a long list of field-installable accessories.

SMB
Surface mounting bracket
(ships standard with fixture)

QMB
Quick mounting bracket
field installable option order as DMW2QMB

JSB
Junction mounting bracket
(factory installed only)
(Not intended for wall mounting.
Voids IP65 rating.)

PMP4X
Pendant monopoint
(factory installed only)

OPTIONS AND ACCESSORIES

The DMW2 Series fixture offers numerous options for almost every electrical and optical component, including a long list of field-installable accessories.

SBOR - WET LOCATION Motion Sensor (see www.sensorswitch.com for additional information)

- 360° coverage
- On/Off dim
- Photocell optional
- IP66 rated
- Photocell and 0-10VDC dimming options.

Fixture sensor nomenclature	SBOR sensor nomenclature
For shortest lead times use one of the following SBOR configurations	
MSI10NWL	SBOR 10 DEX EB3 WH
MSI102L3VWL	SBOR 10 DEX D EB3 WH 3V
MSI10NWL DSCNWL	SBOR 10 DEX P EB3 WH

MOTION SENSOR

ORDERING INFORMATION Lead times will vary depending on options selected. Consult with your sales representative. **Example:** MSI10NWL

Series	Lens option	Dimming	Maximum dim level	Environmental factors
MSI Passive infrared occupancy sensor	10 Low mount, 360°	N Onloff 2LXX Bi level range[1] CXX Continous dim range[1] XA Xpoint wireless signal to external system	0V Off 1V 1 VDC 2V 2 VDC 3V 3 VDC 4V 4 VDC 5V 5 VDC	WL Wet location

PHOTOCELL

ORDERING INFORMATION Lead times will vary depending on options selected. Consult with your sales representative. **Example:** DSCNWL

Series	Dimming	Environmental factors
DSC Passive infrared occupancy sensor w/photocell	N Onloff 2LXX Bi level range[1] CXX Continous dim range[1] XA Xpoint wireless signal to external system	WL Wet location

Notes

1 XX denotes dimming range.(Ex. 7V, 4V, etc.)

LITHONIA LIGHTING®
An Acuity Brands Company

WST LED

Architectural Wall Sconce

Catalog Number	
Notes	
Type	

Hit the Tab key or mouse over the page to see all interactive elements.

Inverted available with WLU option only.

Specifications

Luminaire

Height: 7-1/4" (18.4 cm)
Width: 16-1/4" (41.3 cm)
Depth: 9-1/8" (23.2 cm)
Weight: 17 lbs (7.7 kg)

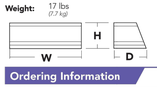

Optional Back Box (BBW)

Height: 4" (10.2 cm)
Width: 5-1/2" (14.0 cm)
Depth: 1-1/2" (3.8 cm)

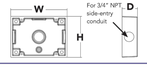

Introduction

The classic Architectural Wall Sconce is now available with the latest in LED technology. The result is a long-life, maintenance-free product with typical energy savings of 75% compared to metal halide versions. The integral battery backup option provides emergency egress lighting, without the use of a back-box or remote gear, so installations maintain their aesthetic integrity.

The WST LED is ideal for replacing existing 50 – 175W metal halide wall-mounted products. The expected service life is 20+ years of nighttime use.

Ordering Information

EXAMPLE: WST LED 2 10A700/40K SR3 MVOLT DDBTXD

WST LED

Series	Light Engines	Performance Package	Distribution	Voltage	Mounting	Options[1]	Finish (required)
WST LED	1 One engine (10 LEDs) 2 Two engines (20 LEDs)	**700 mA options:** 10A700/30K 3000K 10A700/40K 4000K 10A700/50K 5000K	SR2 Type II SR3 Type III SR4 Type IV	MVOLT[1] 120[1] 208[1] 240[1] 277[1] 347 480	**Shipped included** (blank) Surface-mount **Shipped separately**[2] BBW Surface-mounted back box UTS Uptilt 5 degrees	**Shipped installed** PE Photoelectric cell, button type[4,5] SF Single fuse (120, 277, 347V)[3] DF Double fuse (208, 240, 480V)[3] DMG 0-10V dimming driver (no controls) ELCW Emergency battery backup[6] WLU Wet location door for up-orientation[7] PIR Motion/ambient light sensor[8] DS Dual switching[9] **Shipped separately** VG Vandal guard WG Wire guard	DDBXD Dark bronze DBLXD Black DNAXD Natural aluminum DWHXD White DSSXD Sandstone DDBTXD Textured dark bronze DBLBXD Textured black DNATXD Textured natural aluminum DWHGXD Textured white DSSTXD Textured sandstone

Emergency Battery Operation

The emergency battery backup (ELCW option) is integral to the luminaire - no external housing required! This design provides reliable emergency operation while maintaining the aesthetics of the product.

All ELCW configurations include an independent secondary driver with an integral relay to immediately detect AC power loss. Dual light engines are wired in parallel so both engines operate in emergency mode and provide additional component redundancy. These design features meet various interpretations of NFPA 70/NEC 2008 - 700.16

The emergency battery will power the luminaire for a minimum duration of 90 minutes (maximum duration of three hours) from the time supply power is lost, per International Building Code Section 1006 and NFPA 101 Life Safety Code Section 4.7. provided luminaires are mounted at an appropriate height and illuminate an open space with no major obstructions.

The examples below show illuminance of 1 fc average and 0.1 fc minimum of the single-engine Type IV product in emergency mode.

WST LED 1 10A700/40K SR4
MVOLT ELCW
10' x 10' Gridlines
8' and 12' Mounting Height

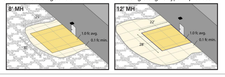

NOTES

1 MVOLT driver operates on any line voltage from 120-277V (50/60 Hz). Specify 120, 208, 240 or 277 options only when ordering with photocell (PE), fusing (SF, DF), or dual switching (DS).
2 May also be ordered separately as an accessory. Ex: WSBBW DDBXD U. Must specify finish.
3 Must be ordered with fixture; cannot be field installed.
4 Not available with MVOLT option. Button photocell (PE) can be ordered with a dedicated voltage option. Single fuse (SF) requires 120, 277 or 347 voltage option. Double fuse (DF) requires 208, 240 or 480 voltage option.
5 Not available with 480V option. Not available with motion/ambient light sensor (PIR).
6 Integral battery pack is rated for -20° to 60°C operating temperature. ELCW warranty is 3-year period. Not available with 347V or 480V. Not available with WLU.
7 WLU not available with PIR or ELCW.
8 Specifies the SensorSwitch SFOD-7-IOP control (photocell included); see Motion Sensor Guide for details. Includes ambient light sensor. Not available with "PE" option (button type photocell). Dimming driver standard. Not available with WLU, VG or WG.
9 Provides 50/50 luminaire operation via two independent drivers and light engines on two separate circuits. Not available with one engine, MVOLT, ELCW, WLU, SF, or DF. Must specify voltage; voltage must be the same for both drivers. When ordered with photocell (PE) or motion sensor (PIR), only the primary power source leads will be controlled.

Performance Data

Lumen Output

Lumen values are from photometric tests performed in accordance with IESNA LM-79-08. Data is considered to be representative of the configurations shown, within the tolerances allowed by Lighting Facts.

Light Engines	Drive Current (mA)	Performance Package	System Watts (MVOLT)[1]	Dist. Type	40K (4000K, 70 CRI) Nominal Lumens	B	U	G	LPW
1 (10 LEDs)	700	10A700/--K	24W	SR2	2,005	1	0	1	84
				SR3	2,029	1	0	1	84
				SR4	1,959	1	0	1	82
2 (20 LEDs)	700	10A700/--K	47W	SR2	3,944	1	0	1	84
				SR3	4,028	1	0	1	86
				SR4	3,851	1	0	1	82

1 See electrical load chart for 347/480V system watts.

Lumen Ambient Temperature (LAT) Multipliers

Use these factors to determine relative lumen output for average ambient temperatures from 0-40°C (32-104°F).

Ambient		Lumen Multiplier
0°C	32°F	1.10
10°C	50°F	1.06
20°C	68°F	1.02
25°C	**77°F**	**1.00**
30°C	86°F	0.98
40°C	104°F	0.92

Projected LED Lumen Maintenance

Data references the extrapolated performance projections for the **WST LED 2 10A700** platform in a **25°C ambient**, based on 10,000 hours of LED testing (tested per IESNA LM-80-08 and projected per IESNA TM-21-11).

To calculate LLF, use the lumen maintenance factor that corresponds to the desired number of operating hours below. For other lumen maintenance values, contact factory.

Operating Hours	0	25,000	50,000	100,000
Lumen Maintenance Factor	1.0	0.94	0.88	0.77

Electrical Load

Light Engines	Drive Current (mA)	System Watts	Current (A) 120	208	240	277	347	480
1	700	24W	0.24	0.14	0.12	0.1	-	-
		29W[1]	-	-	-	-	0.09	0.07
2	700	47W	0.44	0.27	0.23	0.20	-	-
		53W[1]	-	-	-	-	0.17	0.12

1 Higher wattage is due to electrical losses from step-down transformer.

Photometric Diagrams

To see complete photometric reports or download .ies files for this product, visit Lithonia Lighting's WST LED homepage.

Isofootcandle plots for the WST LED 2 10A700/40K SR2, SR3, and SR4. Distances are in units of mounting height (12').



Distribution overlay comparison to 175W metal halide.

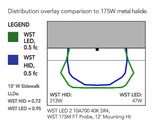

FEATURES & SPECIFICATIONS

INTENDED USE
The classic architectural shape of the WST LED was designed for applications such as hospitals, schools, malls, restaurants, and commercial buildings. The long life LEDs and driver make this luminaire nearly maintenance-free.

CONSTRUCTION
The single-piece die-cast aluminum housing integrates secondary heat sinks to optimize thermal transfer from the internal light engine heat sinks and promote long life. The driver is mounted in direct contact with the casting for a low operating temperature and long life. The die-cast door frame is fully gasketed with a one-piece solid silicone gasket to keep out moisture and dust, providing an IP65 rating for the luminaire.

FINISH
Exterior parts are protected by a zinc-infused Super Durable TGIC thermoset powder coat finish that provides superior resistance to corrosion and weathering. A tightly controlled multi-stage process ensures a minimum 3 mils thickness for a finish that can withstand extreme climate changes without cracking or peeling. Standard Super Durable colors include dark bronze, black, natural aluminum, sandstone and white. Available in textured and non-textured finishes.

OPTICS
Precision-molded acrylic lenses are engineered for superior distribution, uniformity, and spacing in wall-mount applications. Light engines are 4000K (70 CRI). The WST LED has zero uplight and qualifies as a Nightime Friendly™ product, meaning it is consistent with the LEEDⓑ and Green Globes™ criteria for eliminating wasteful uplight.

ELECTRICAL
Light engine(s) consist of 10 high-efficacy LEDs mounted to a metal core circuit board and integral aluminum heat sinks to maximize heat dissipation and promote long life (100,000 hrs at 25°C, L77). Class 2 electronic driver has a power factor >90%, THD <20%. Easily-serviceable surge protection device meets a minimum Category B (per ANSI/IEEE C62.41.2).

INSTALLATION
A universal mounting plate with integral mounting support arms allows the fixture to hinge down for easy access while making wiring connections.

LISTINGS
CSA certified to U.S. and Canadian standards. Light engines are IP66 rated; luminaire is IP65 rated and suitable for wet locations when mounted with the lenses down. WLU option offers wet location listing in "up" orientation. Rated for -30°C minimum ambient.

DesignLights Consortium® (DLC) qualified product. Not all versions of this product may be DLC qualified. Please check the DLC Qualified Products List at www.designlights.org to confirm which versions are qualified.

WARRANTY
Five year limited warranty. Full warranty terms located at www.acuitybrands.com/CustomerResources/Terms_and_conditions.aspx.

Note: Actual performance may differ as a result of end-user environment and application. All values are design or typical values, measured under laboratory conditions at 25 °C. Specifications subject to change without notice.

PROPOSED SELF-STORAGE

SWC BROWN ROAD AND ELLSWORTH ROAD
MESA, ARIZONA
DATE: 03-01-2017 (PRELIMINARY)

REGISTERED ARCHITECT
CERTIFICATE NO.
No. 9452
ROBERT W. KUBICEK
Date Signed 3/1/17
ARIZONA, U.S.A.
Exp. 6/30/18

PM-3

#16222.50

RKAA ARCHITECTS, INC

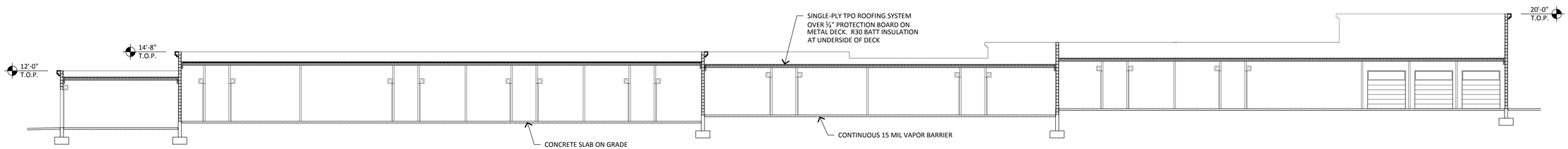

BUILDING SECTION

SCALE: 3/32" = 1'-0"

PROPOSED SELF-STORAGE

SWC BROWN ROAD AND ELLSWORTH ROAD
MESA, ARIZONA
DATE: 04-28-2017 (PRELIMINARY)

REGISTERED ARCHITECT
CERTIFICATE NO.
No. 9452
ROBERT W. KUBICEK
Date Signed 3/1/17
ARIZONA, U.S.A.
Exp. 6/30/18

SE-1

#16222.50

RKAA ARCHITECTS, INC

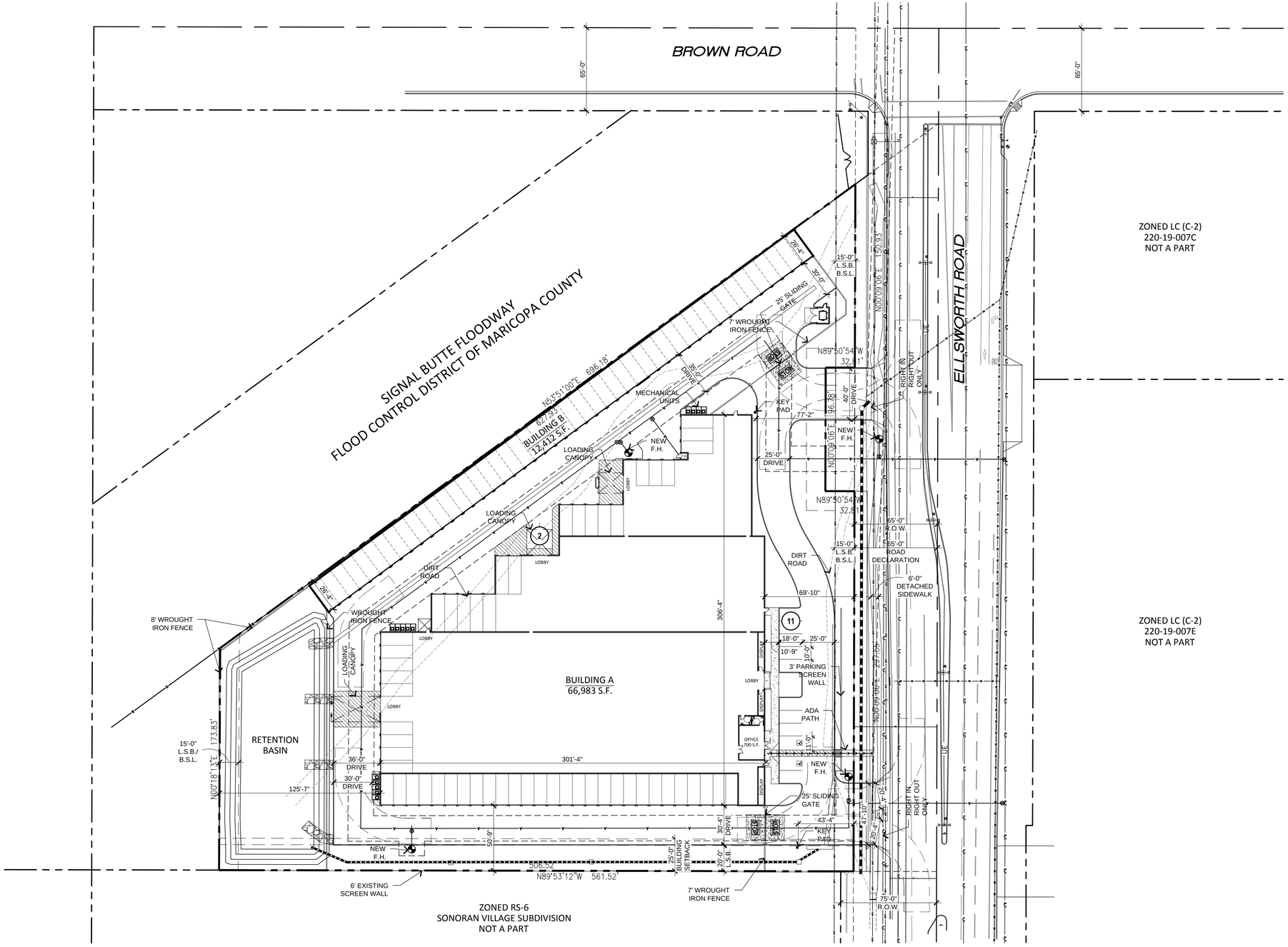

SITE PLAN

SCALE: 1" = 40'-0"

NORTH

0' 20' 40' 80'

PROPOSED SELF-STORAGE

SWC BROWN ROAD AND ELLSWORTH ROAD
MESA, ARIZONA
DATE: 04-14-2017 (PRELIMINARY)

REGISTERED ARCHITECT CERTIFICATE NO. No. 9452 ROBERT W. KUBICEK Date Signed 4/14/17 ARIZONA U.S.A.

PROJECT DIRECTORY

DEVELOPER:
LAACO LTD
431 W. 7TH STREET
LOS ANGELES, CALIFORNIA 90014
CONTACT: JOHN HATHAWAY
E-MAIL: john.hathaway@laaco.net

ARCHITECT:
ROBERT KUBICEK ARCHITECTS & ASSOCIATES
2233 EAST THOMAS ROAD
PHOENIX, ARIZONA 85016
CONTACT: ROBERT KUBICEK
PHONE: (602) 955-3900
FAX: (602) 955-0496
E-MAIL: rkubicek@rkaa.com

SITE DATA

EXISTING ZONING:	RS-43
PROPOSED ZONING:	LC BIZ
CASE NUMBER:	PS17-013 (PLN2017-00081)
APN:	218-07-001-N
GROSS SITE AREA:	4.84 ACRES (210,845 S.F.)
NET SITE AREA:	4.00 ACRES (174,367 S.F.)
PROPOSED USE:	MINI-STORAGE
CONSTRUCTION TYPE:	IIIB
BUILDING HEIGHT:	30' MAX ALLOWED
SETBACKS:	
FRONT:	15' LANDSCAPE & BUILDING
SIDE:	20' LANDSCAPE/25' BUILDING
REAR:	0' - 15' RANGE
BUILDING AREA:	
BUILDING A:	66,983 S.F.
BUILDING B:	12,412 S.F.
TOTAL BUILDING AREA:	79,395 S.F.
SITE COVERAGE:	46%
TOTAL PARKING REQUIRED:	6 SPACES

MINI-STORAGE (79,395 S.F.)
4 SPACES PLUS 2 FOR MANAGER'S QUARTERS/OFFICE = 6 SPACES

TOTAL PARKING PROVIDED:	13 SPACES
ACCESSIBLE SPACES REQUIRED:	1 SPACES
ACCESSIBLE SPACES PROVIDED:	2 SPACES

LEGAL DESCRIPTION

A PORTION OF THE NORTHEAST QUARTER OF SECTION 16, TOWNSHIP 1 NORTH, RANGE 7 EAST OF THE GILA AND SALT RIVER BASE AND MERIDIAN, MARICOPA COUNTY, ARIZONA

BASIS OF BEARING

THE NORTH LINE OF SECTION 16, TOWNSHIP 1 NORTH, RANGE 7 EAST, FROM THE NE CORNER OF SECTION 16, THAT IS A BRASS CAP IN HAND HOLE AT ELLSWORTH AND BROWN, N89°53'29", 5,290.19' TO A BRASS CAP IN HAND HOLE ON THE EAST SIDE OF THE OVERPASS OF BROWN RD. AT THE LOOP 202.

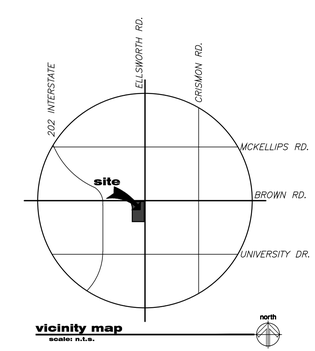

vicinity map
scale: n.t.s.

SP-1

#16222.50

RKAA ARCHITECTS, INC

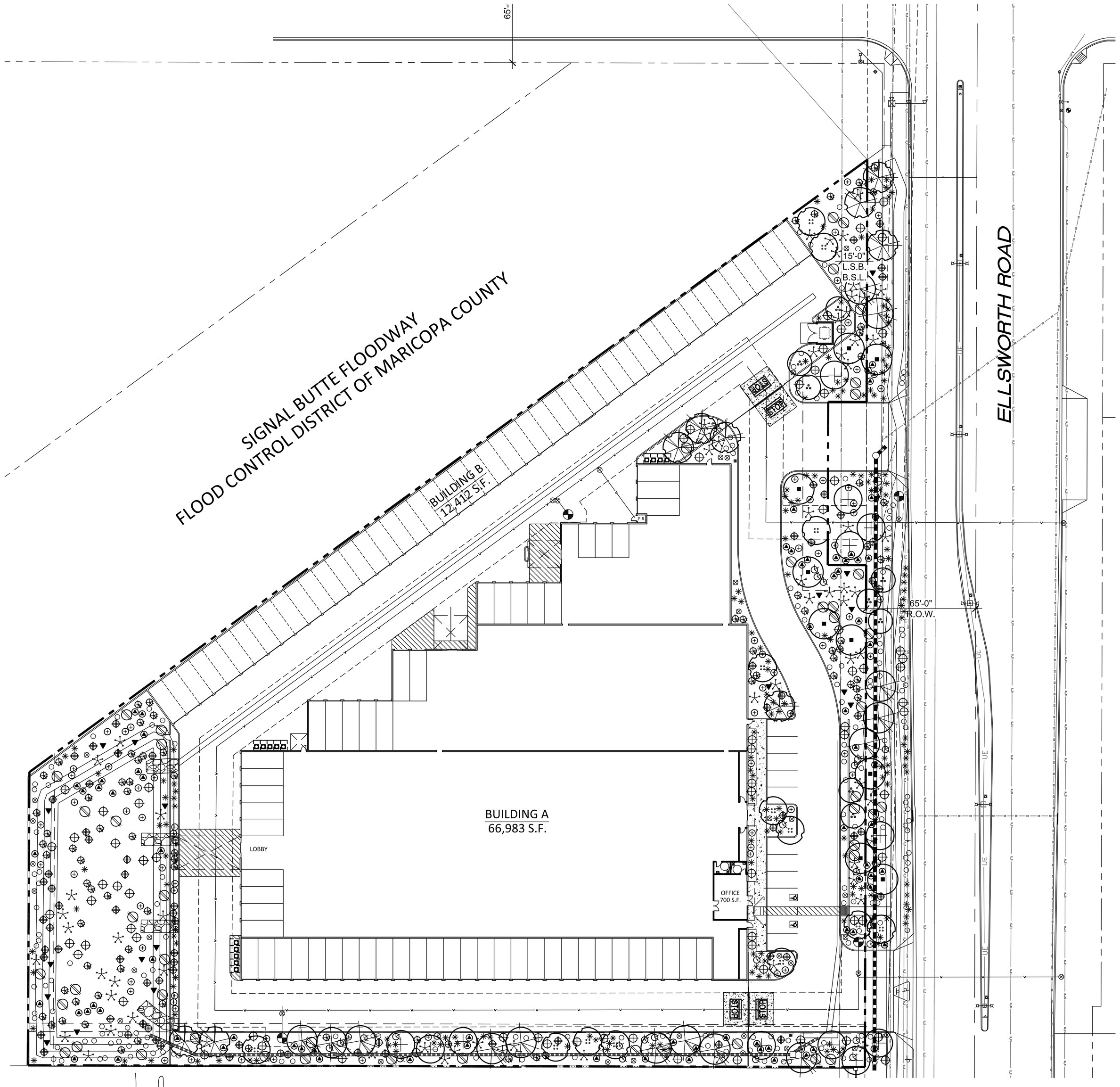

MESA DESERT UPLANDS PLANT LIST

LANDSCAPE LEGEND

- SALVAGED FOOTHILL PV — SALVAGED FROM SITE — 9- MATURE
- SALVAGED CACTUS — SALVAGED FROM SITE — 2-BARREL CACTUS / 16 SAGUARO
- PARKINSONIA FLORIDA — BLUE PALO VERDE — 24" BOX (MATCHING)
- OLNEYA TESOTA — IRONWOOD — 24" BOX
- CHILOPSIS LINEARIS — DESERT WILLOW — 24" BOX
- PROSOPIS VELUTINA — NATIVE MESQUITE — 24" BOX
- CAESALPINIA CACALACO — CASCALOTE — 15 GALLON
- LARREA TRIDENTATA — CREOSOTE BUSH — 5 GALLON
- DASYLIRION WHEELERII — DESERT SPOON — 5 GALLON
- DODONEA VISCOSA — HOP BUSH — 5 GALLON
- SIMMONSIA CHINENSIS — JOJOBA — 5 GALLON
- CELTIS PALLIDA — DESERT HACKBERRY — 5 GALLON
- NOLINA MICROCARPA — BEAR GRASS — 5 GALLON
- ENCELIA FARINOSA — BRITTLE BUSH — 1 GALLON
- AMBROSIA DELTOIDEA — BURR SAGE — 1 GALLON
- ERICAMERIA LARCIFOLIA — TERPENTINE BUSH — 1 GALLON
- BAILEYA MULTIRADIATA — DESERT MARIGOLD — 1 GALLON
- SPHAERALCEA AMBIGUA — DESERT GLOBE MALLOW — 1 GALLON
- MELAMPODIUM LEUCANTHUM — BLACKFOOT DAISY — 1 GALLON

1/4" MINUS MADISON GOLD DECOMPOSED GRANITE
2" DEPTH IN ALL LANDSCAPE AREAS

CITY OF MESA LANDSCAPE NOTES

1. ALL LANDSCAPE AREAS TO RECEIVE 2" LAYER DECOMPOSED GRANITE
2. ALL LANDSCAPE AREA TO BE WATERED BY UNDERGROUND AUTOMATIC IRRIGATION SYSTEM.
3. THE HEIGHTS AND CALIPERS SHALL COMPLY WITH 'ARIZONIA NURSERY ASSOCIATION SPECIFICATIONS' FOR THAT SIZE AND TYPE OF TREE.
4. REQUIRED TREES SHALL BE PROVIDED IN EQUAL NUMBERS OF 15 GALLON SIZE AND 24" BOX SIZE OR LARGER.
5. REQUIRED SHRUBS SHALL HAVE A MATURE GROWTH HEIGHT OF 18" AT LEAST 50% OF REQUIRE SHRUBS SHALL BE 5 GALLON SIZE.
6. PLANT MATERIAL SHALL BE CALCULATED BASED ON A LINEAR MODULE OF 25 FEET. TREES AND SHRUBS MAY BE CLUSTERED.

ARTERIAL STREET:
(2) TREES AND (6) SHRUBS PER 25' OF STREET FRONTAGE

MAJOR, MIDSECTION COLLECTOR STREET:
(2) TREES AND (6) SHRUBS PER 25' OF STREET FRONTAGE

COLLECTOR/INDUSTRAIL/COMMERICAL STREET:
(1) TREES AND (4) SHRUBS PER 25' OF STREET FRONTAGE

PUBLIC OR PRIVATE LOCAL STREET:
(1) TREES AND (4) SHRUBS PER 25' OF STREET FRONTAGE

7. PLANT MATERIAL SIZES REQUIRED:

TREES: (TOTAL REQUIRED TREES:)
25% SHALL BE 36" BOX OR LARGER
50% SHALL BE 24" BOX OR LARGER
NO TREES LESS THAN 15 GALLON

SHRUBS: (TOTAL REQUIRED SHRUBS:)
50% SHALL BE 5 GALLON OR LARGER.
NO SHRUBS LESS THAN 1 GALLON

8. 1 TREES AND 3 SHRUBS FOR EVERY 15' PARKING ISLAND PARKING SHALL BE INSTALLED @ EACH END OF ROW OF STALLS AND IN BETWEEN FOR MAXIMUM OF EIGHT CONTIGUOUS PARKING SPACES
9. FOUNDATION LANDSCAPING:LANDSCAPING TO A MINIMUM HEIGHT OF 18" IS REQUIRED IMMEDIATELY ADJACENT TO, OR PROVIDED IN PLANTER AREAS ADJACENT TO BUILDING, WHICH HAVE FRONTAGE ON A PUBLIC STREET. PLANTING AREAS MUST BE A MIN. OF 5' WIDE AND A MIN. OF 50% PLANT COVERAGE.
10. THE BACKFLOW PREVENTION ASSEMBLY SHALL BE TESTED AND APPROVED BY A CERTIFIED TECHNICIAN DESIGNATED IN THE CURRENT CITY OF MESA LIST THE APPROVED INSPECTORS PRIOR TO THE REQUEST FOR FINAL INSPECTION".
11. THE REQUIRED BACKFLOW PREVENTION ASSEMBLY SHALL BE MANUFACTURER AND MODEL NUMBER DESIGNATED IN THE CURRENT CITY OF MESA LIST OF APPROVED BACKFLOW PREVENTION ASSEMBLIES".
12. ALL WORK WILL BE DONE UNDER SEPARATE PERMIT
13. ALL LANDSCAPING INSTALLED WITH THIS PROJECT TO BE MAINTAINED BY OWNERS ASSOC. OR OWNERS ASSOCIATION OF COMMERCIAL SUBDIVISION OR MANAGEMENT COMPANY IF COMMERCIAL RENTALS
14. THAT ALL TREES AND SHRUBS LOCATED IN LINE-OF-SIGHT WILL BE MAINTAINED TO A CLEAR AREA BETWEEN OF 3' TO 7'
15. RIP-RAP MUST BE ON NATURAL MATERIALS MATCHING D.G COLORS CONCRETE OR GUNITE MUST BE COLORED TO MATCH D.G. COLOR
16. TREES SHALL BE PLANTED @ LEAST 20' AWAY FROM ANY STREET LIGHT POLE OR LOCATION. SHRUBS SHALL BE PLANTED @ LEAST 7' FEET AWAY FROM ANY STREET LIGHT POLE OR LCC.
17. 10% OF TOTAL TREES IN PARKING SHALL BE 36" BOX OR LARGER.

ADDITIONAL MESA NOTES:

1. REQUIRED TREES SHALL BE A MINIMUM SIZE AS SPECIFIED IN THE ARIZONA NURSERY ASSOCIATION 'RECOMMENDED TREE SPECIFICATIONS" LATEST EDITION.
2. ALL LANDSCAPE MATERIAL INSTALLED SHALL BE MAINTAINED BY THE OWNER / OR LESSEE IN ACCORDANCE WITH THE APPROVED LANDSCAPE PLAN.
3. REQUIRED LANDSCAPE AREAS SHALL BE FREE FROM ENCROACHMENT BY ANY USE STRUCTURE,VEHICLE OR FEATURE NOT PART OF THE LANDSCAPE DESIGN.
4. BACKFLOW PREVENTERS 2" OR LARGER SHALL BE SCREENED WITH LANDSCAPE MATERIALS LOCATED WITHIN A 6' RADIUS OF THE BACKFLOW PREVENTER. ALL BACKFLOW PREVENTERS LESS THAN 2" SHALL BE PLACED IN A WIRE MESH ENCLOSURE PAINTED GREEN TO DISCOURAGE THEFT AS REQUIRED BY THE POLICE DEPARTMENT.

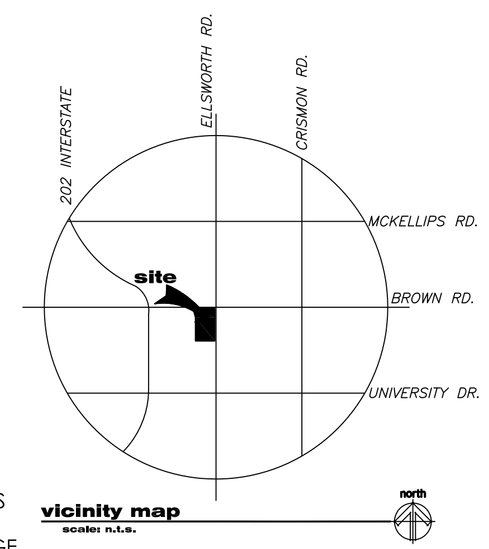

T.J. McQUEEN & ASSOCIATES, INC.
LANDSCAPE ARCHITECTURE
URBAN DESIGN
SITE PLANNING
8433 East Cholla St., Suite 101
Scottsdale, Arizona 85260
P. (602) 265-0320 F. (602) 266-6619
EMAIL: timmcqueen@tjmla.net

REGISTERED LANDSCAPE ARCHITECT CERTIFICATE NO. 27166 TIMOTHY J McQUEEN Date Signed 04.14.17 ARIZONA, U.S.A. EXPIRES 06/30/2017

TJ&M ASSOCIATES

LANDSCAPE PLAN
SCALE: 1" = 30'-0"
0' 13' 30' 60'

NORTH

PROPOSED SELF-STORAGE

SWC BROWN ROAD AND ELLSWORTH ROAD
MESA, ARIZONA
DATE: 04-14-2017 (PRELIMINARY)

La.01

#16222.50

RKAA ARCHITECTS, INC

PRELIMINARY G&D AND UTIL PLAN

N. ELLSWORTH RD

A PORTION OF THE NORTHEAST QUARTER OF SECTION 16, TOWNSHIP 1 NORTH, RANGE 7 EAST OF THE GILA AND SALT RIVER BASE AND MERIDIAN, MARICOPA COUNTY, ARIZONA.

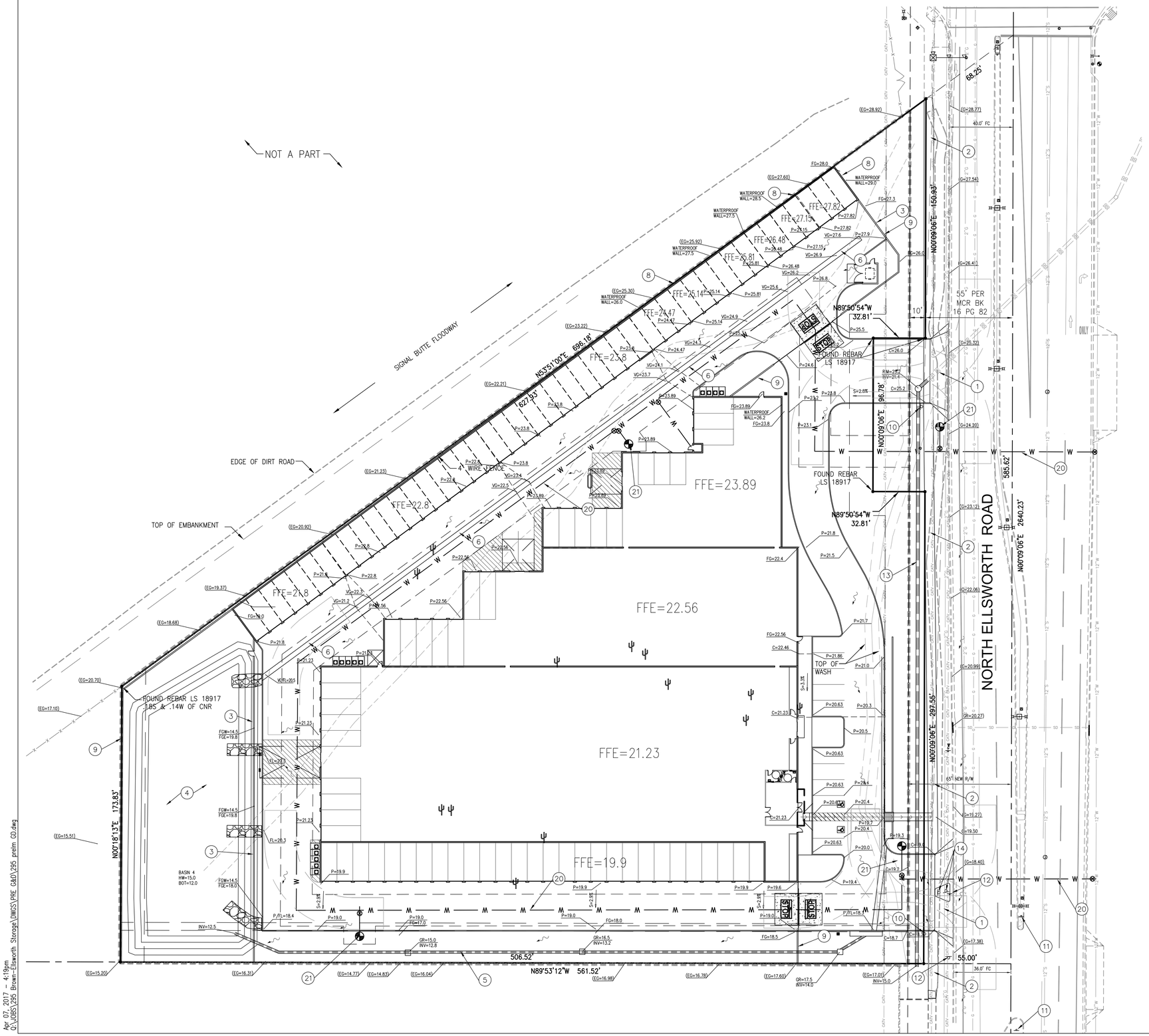

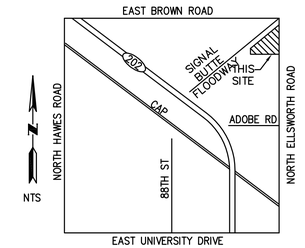

VICINITY MAP

SECTION 16, T1N, R7E, G&SRB&M
NO SCALE

NARRATIVE:
PROJECT IS THE DEVELOPMENT OF TWO STORAGE BUILDINGS WITH SITEWORK AND UTILITIES.

SITE WILL PROVIDE THE 100 YEAR 2 HOUR VOLUME FOR ONSITE AREAS.

OFFSITE FLOWS IN ELLSWORTH ARE UNCHANGED BY THIS PROJECT.

SITE IS LOCATED IN FEMA ZONE X SHADED, PANEL 04013C2295L.

BENCHMARK

A BRASS TAG ON THE TOP OF CURB ON THE NE CORNER OF, BROWN & ELLSWORTH, ELEV. 1633.89, NAVD 88, FROM CITY OF MESA

BASIS OF BEARINGS

THE NORTH LINE OF SECTION 16, TOWNSHIP 1 NORTH, RANGE 7 EAST, FROM THE NE CORNER OF SECTION 16, THAT IS A BRASS CAP IN HAND HOLE AT ELLSWORTH & BROWN, N.89°53'29", 5,290.19' TO A BRASS CAP IN HAND HOLE ON THE EAST SIDE OF THE OVERPASS OF BROWN RD. AT THE LOOP 202.

KEYED NOTES

(X)

1. NEW MESA M-42 DRIVEWAY. SOUTH DRIVE SHALL HAVE RAISED 6" CURB DIVERTER IN DRIVEWAY.
2. NEW 6' PUBLIC SIDEWALK
3. NEW ONSITE RETAINING WALL
4. NEW ONSITE SURFACE BASIN
5. NEW 18" STORM DRAIN
6. NEW 3' VALLEY GUTTER
7. BUILDING TALL STEM
8. BUILDING EXTERIOR WALL RETAINING / WATERPROOFING TO ELEVATION SHOWN
9. NEW SECURITY FENCING
10. STOP SIGN
11. ADD R3-2 (NO LEFT TURN) BELOW EXISTING NO U TURN SIGN IN MEDIAN.
12. RELOCATE BIKE LANE SIGN
13. 24" STORM DRAIN – CONNECT TO EXISTING
14. PLACE R3-2 (NO LEFT TURN) SIGN

20. NEW 8" PUBLIC WATER
21. NEW PUBLIC FH

N

30 0 15 30 60

1"=30' H

CLIENT:
LAACO, LTD
500 South Grand Ave
Suite 1300
Los Angeles, CA. 90071-2623
John.Hathaway@laaco.net
contact: Mr. John Hathaway

PRELIMINARY

Registered Professional Engineer (Civil) CERTIFICATE NO. 30489 STEVEN R. BOWSER ARIZONA U.S.A. Expires 09/30/2017

Helix Engineering, LLC
Engineering / Surveying / Consulting
3240 E Union Hills
Suite 112
Phoenix AZ 85050
ph 602-788-2616
www.hxeng.com

Contact Arizona 811 at least two full working days before you begin excavation
ARIZONA811
Call 811 or click Arizona811.com

RELEASE	
DATE	
1-5-17	PRELIM GD
2-24-17	REV GD
2-27-17	REV GD
3-1-17	REV GD
4-7-17	REV GD

REVISIONS		
NO.	DATE	
1	.	.
2	.	.
3	.	.

PROJECT NAME
Storage West

SITE ADDRESS
N. Ellsworth Rd
Mesa, AZ

PROJECT AREA

HELIX JOB NUMBER	IN HOUSE
295	DRAWN BY: HXE CHECKED BY: SB

SHEET TITLE
PRELIM GD / UTIL PLAN

SHEET	PAGE
GD-1	1 OF 1

PLOT SCALE: 1:1 @ 24"x36"; 1:2.2 @ 11"x17"

Apr 07, 2017 – 4:19pm
Q:_JOBS\295 Brown-Ellsworth Storage\DWGS\PRE G&D\295 prelim GD.dwg

COM